

# TWC-LMCI's Data, Tools & Resources for Career Success

## Utilizing Workforce Data



# How is LMCI Data **Productive** for Students?

---

- Get answers to career questions
- Align with endorsement options
- Align with graduation plan
- Demonstrate all options after high school

**Helps make more informed decisions**

# How is LMCI Data **Productive** for Teachers & Counselors?

---

- ★ Armed with current, relevant career information
- ★ Can offer free resources to students
- ★ Can blend into curriculum
- ★ Meets Career Development TEKS
  - ★ Exploring Careers
  - ★ Career Portals
  - ★ Career Preparation
  - ★ Career Preparation II
  - ★ Problems and Solutions

# How is LMCI Data **Productive** For Academic Leadership?

---

- ★ Access to data for programmatic decision making
- ★ Define focus on career/teaching professional needs
- ★ Define focus on partnership needs:
  - Employer partners
  - Pre-Apprenticeship partners
  - Post-secondary institution partners

# LMCI Tools & Resources

---

- Tracer2
- Texas Reality Check
- Texas Career Check
- Texas CREWS
- Texas Wages and Employment Projections
- AutoCoder
- Help Wanted Online (HWOL)
- LMCI Career Hotline
- Texas OnCourse

---

# 1. PROJECTIONS DATA – TX STATE & CAPITAL AREA



## TRACER2

<http://www.tracer2.com>

Your one-stop interactive online spot for Texas labor market statistics. Obtain projections, wage information, industry overviews and regional information.

- One-stop shop for projections
- Can collect data in 3 different ways
- Acquire a one-page overview of your regional information



# A Closer Look – Click on Future



TRACER

TEXAS LABOR MARKET INFORMATION

The Future    Career Resources    Texas Labor Market    Da

**Texas Workforce Commission**

- LMCI Searchpage
- Wage Information
- Data Link
- The Future
- Career & Economic Dev Resource
- LMCI Publications
- Resources



The Labor Market & Career Information Department (LMCI) of the Texas Workforce Commission provides statistics and analyses on the dynamics of the Texas labor market and informational products designed to support informed educational and career decisions. In addition, LMCI provides a wide array of career and occupational information through software programs and printed publications. Visit the LMCI website at <http://www.lmci.state.tx.us> for additional products and services. For more information or questions about our data, please contact labor market analysts by phone at 1-866-938-4444, or by email at [lmci@twc.state.tx.us](mailto:lmci@twc.state.tx.us).

**Texas Adds 287,000 Jobs Over the**  
**Best Year**

**LMCI Data Release Dates**

[2015 Release](#)

[Release Dates for R](#)

**Data Release**

- April data - May
- May data - June
- June data - July
- July data - August

**LMCI Monthly Publications**





# Projection Collection Options



**Texas Workforce Commission**

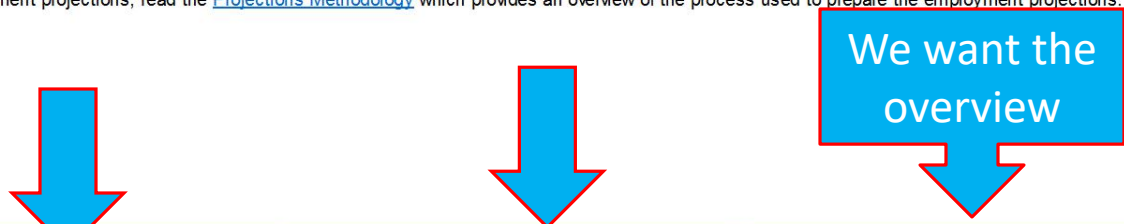
- LMCI Searchpage
- Wage Information
- Data Link
- The Future
- Career & Economic Dev Resource
- LMCI Publications
- Resources



**Long Term:** Employment Projections for 2012-2022 are currently available for Texas and the 28 Workforce Development Areas (WDAs). Projections estimate change in industry and occupation employment resulting from industry growth or decline, impact of technology, and changing business practices. Tables are provided showing industry and occupation employment projections for base-year 2012 projected to 2022 growth due to largest number change, fastest growth rates, occupations with the most projected annual average job openings, and occupations with training assignments.

Before viewing the employment projections, read the [Projections Methodology](#) which provides an overview of the process used to prepare the employment projections.

**LOOKING FOR A JOB?**



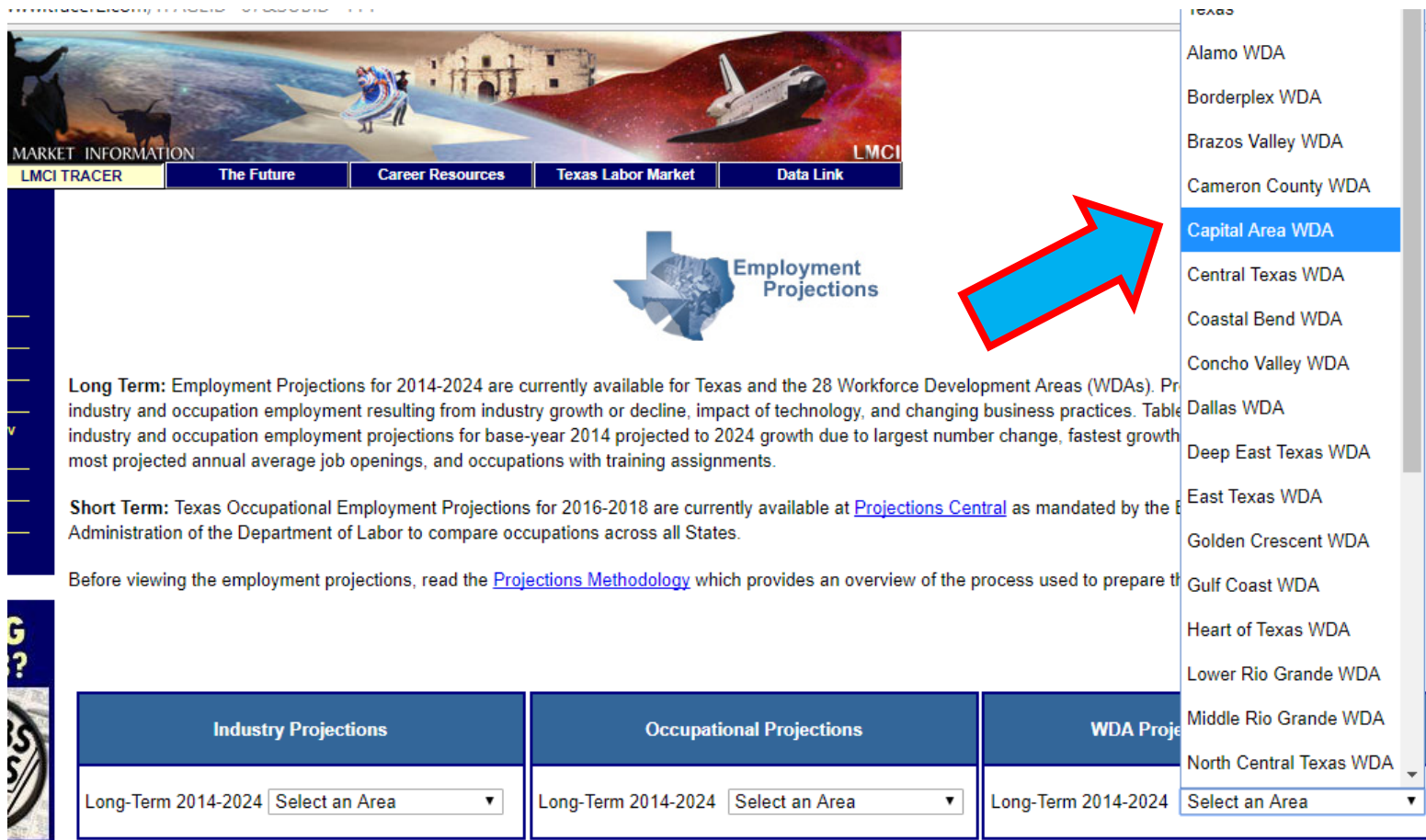
Industry Projections	Occupational Projections	WDA Projections Overview
Long-Term 2012-2022 <input type="text" value="Select an Area"/> ▼	Long-Term 2012-2022 <input type="text" value="Select an Area"/> ▼	Long-Term 2012-2022 <input type="text" value="Select an Area"/> ▼

**Data Link (Customizable Data)**

Click below to create specific customized Projection and Staffing Pattern data




# Pick a WDA for Projections



MARKET INFORMATION  
LMCI TRACER    The Future    Career Resources    Texas Labor Market    Data Link

LMCI

 **Employment Projections**

**Long Term:** Employment Projections for 2014-2024 are currently available for Texas and the 28 Workforce Development Areas (WDAs). Projections show industry and occupation employment resulting from industry growth or decline, impact of technology, and changing business practices. Table shows industry and occupation employment projections for base-year 2014 projected to 2024 growth due to largest number change, fastest growth, most projected annual average job openings, and occupations with training assignments.

**Short Term:** Texas Occupational Employment Projections for 2016-2018 are currently available at [Projections Central](#) as mandated by the Federal Administration of the Department of Labor to compare occupations across all States.

Before viewing the employment projections, read the [Projections Methodology](#) which provides an overview of the process used to prepare the projections.

Industry Projections	Occupational Projections	WDA Projections
Long-Term 2014-2024 <input type="text" value="Select an Area"/>	Long-Term 2014-2024 <input type="text" value="Select an Area"/>	Long-Term 2014-2024 <input type="text" value="Select an Area"/>

Industry-Occupation Matrix (Staffing Patterns)
Long-Term 2014-2024 <input type="text" value="Select an Area"/>

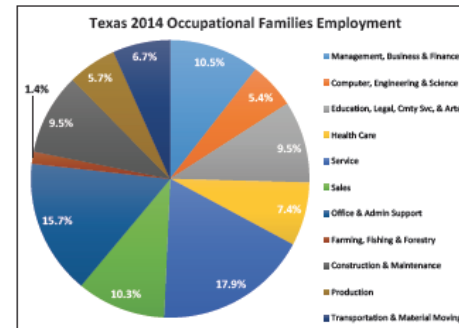
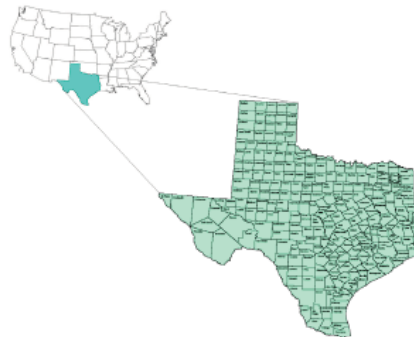
TEXAS

- Alamo WDA
- Borderplex WDA
- Brazos Valley WDA
- Cameron County WDA
- Capital Area WDA**
- Central Texas WDA
- Coastal Bend WDA
- Concho Valley WDA
- Dallas WDA
- Deep East Texas WDA
- East Texas WDA
- Golden Crescent WDA
- Gulf Coast WDA
- Heart of Texas WDA
- Lower Rio Grande WDA
- Middle Rio Grande WDA
- North Central Texas WDA

# Get Your Results

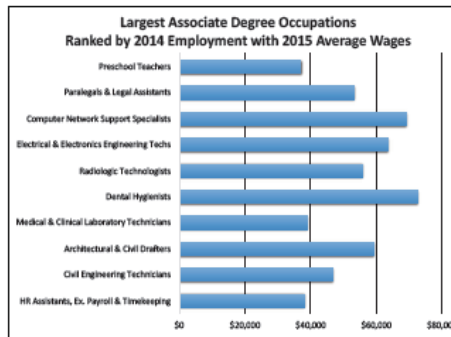
## Sample: For the State of Texas...

### TEXAS OCCUPATIONAL PROJECTIONS



Occupations Adding the Most Jobs 2014-2024	Jobs
Fast Food Prep & Serving Workers	100,930
Retail Salespersons	90,800
Personal Care Aides	76,870
Registered Nurses	61,610
Customer Service Representatives	59,540
Office Clerks, General	55,150
Waiters & Waitresses	52,240
Cashiers	44,540
Janitors & Cleaners	44,440
Heavy & Tractor-Trailer Truck Drivers	38,970

Occupations with Most Projected Annual Average Job Openings 2014-2024	Jobs
Retail Salespersons	22,340
Fast Food Prep & Serving Workers	19,325
Cashiers	15,515
Waiters & Waitresses	15,070
Office Clerks, General	12,995
Customer Service Representatives	11,870
Registered Nurses	10,815
Personal Care Aides	9,285
Laborers & Freight, & Material Movers	8,815
Stock Clerks & Order Fillers	7,995

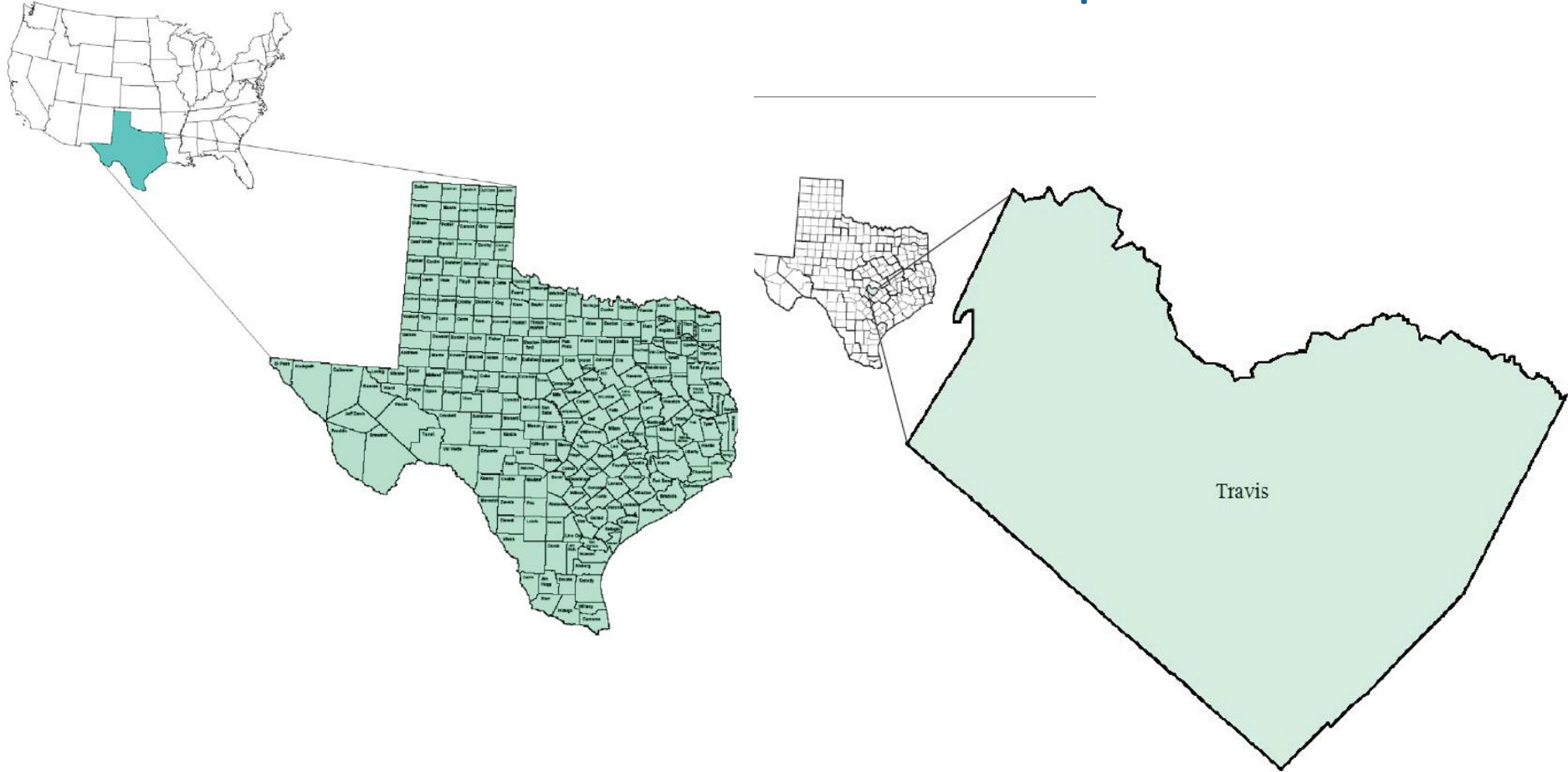


Texas and United States Comparison					
Projected 2014-2024 Employment Growth		Annual 2015 OES Wages			
		25th Pct	Average	75th Pct	
Texas	20.7%	Texas	\$22,197	\$46,560	\$56,671
United States	6.5%	United States	\$23,430	\$48,320	\$58,900

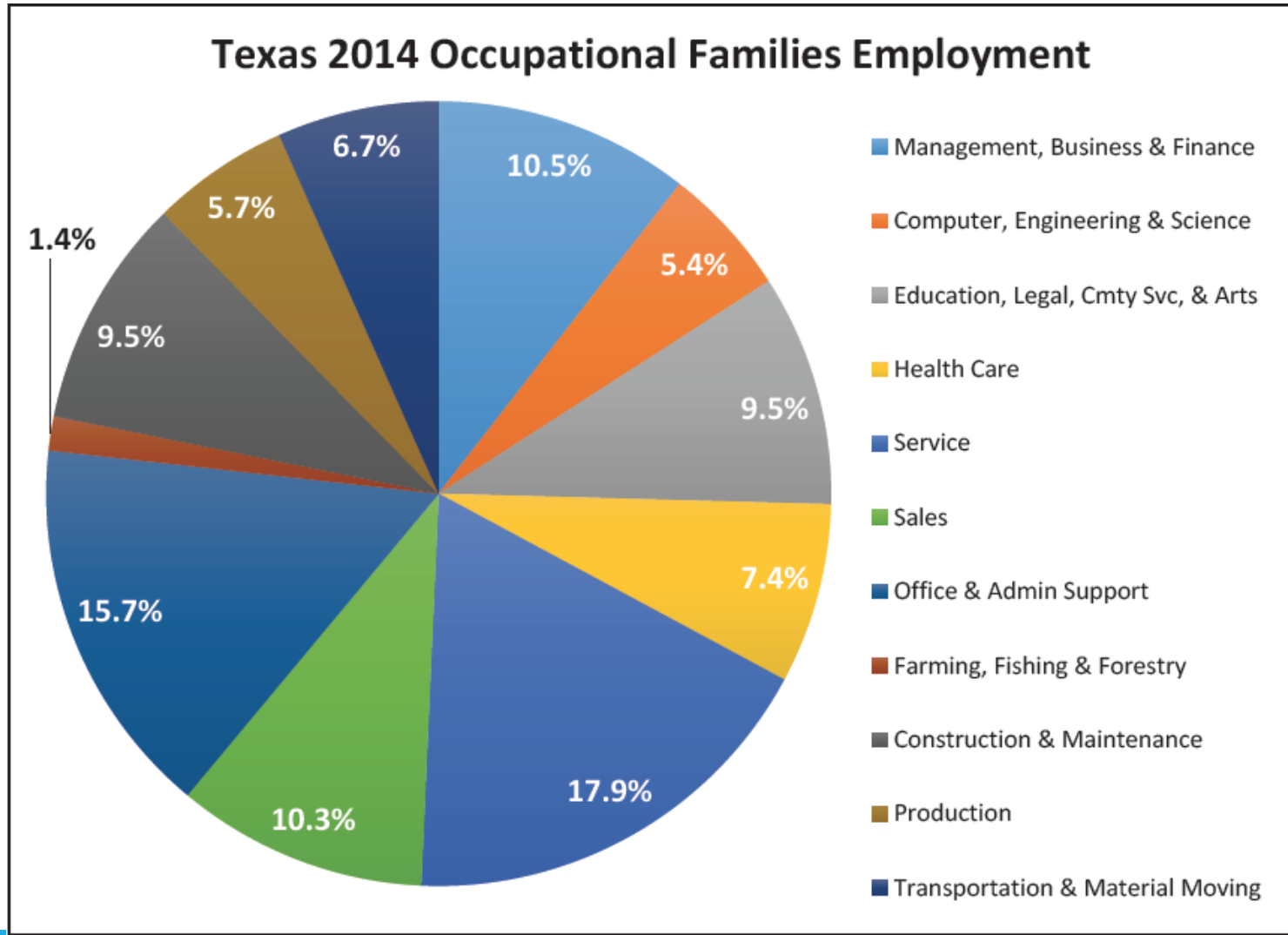
Available at <http://www.tracer2.com/>



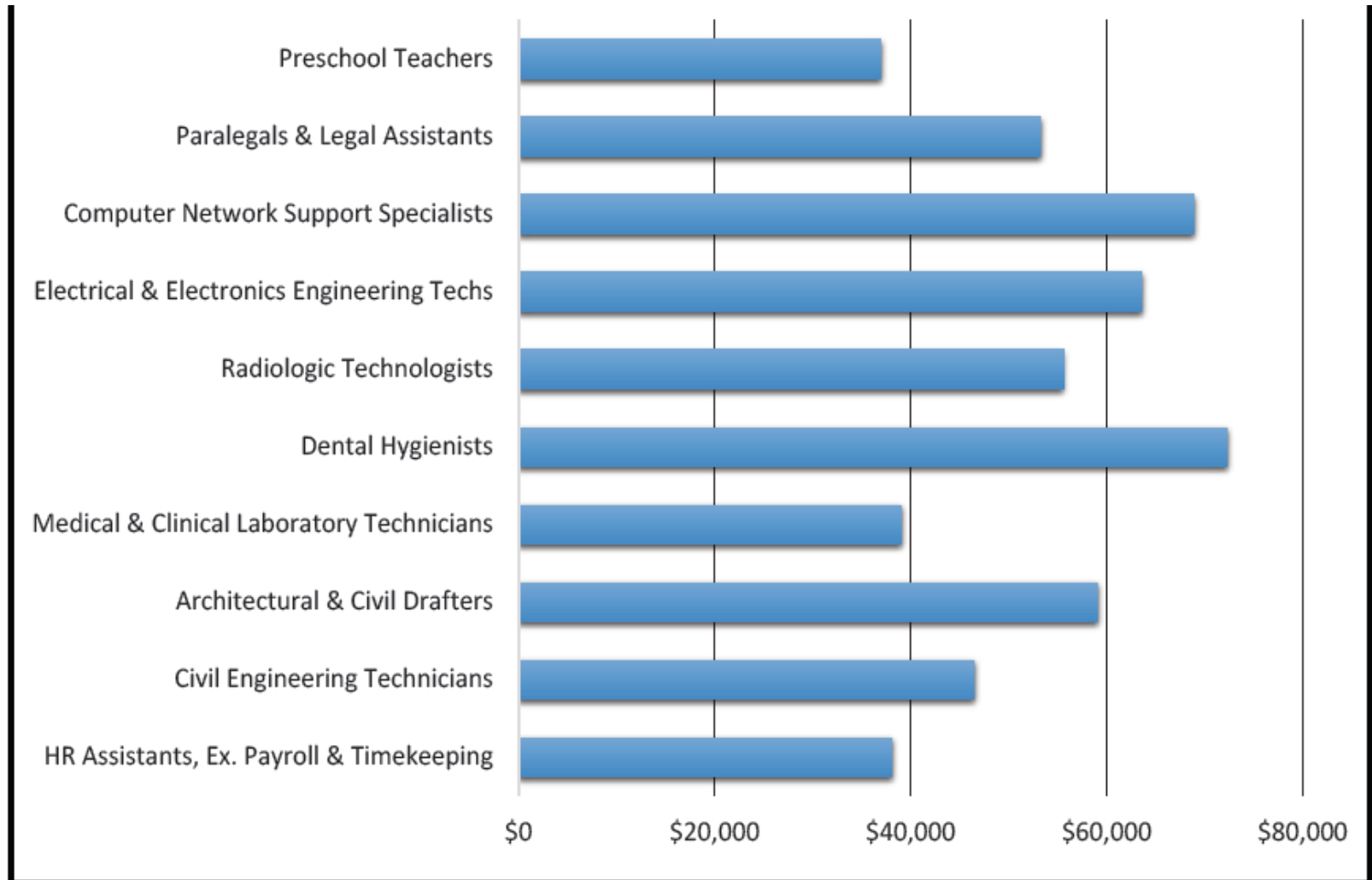
# TX State & Capital Area County Breakdown Map



# Texas Baseline Occupation Breakdown

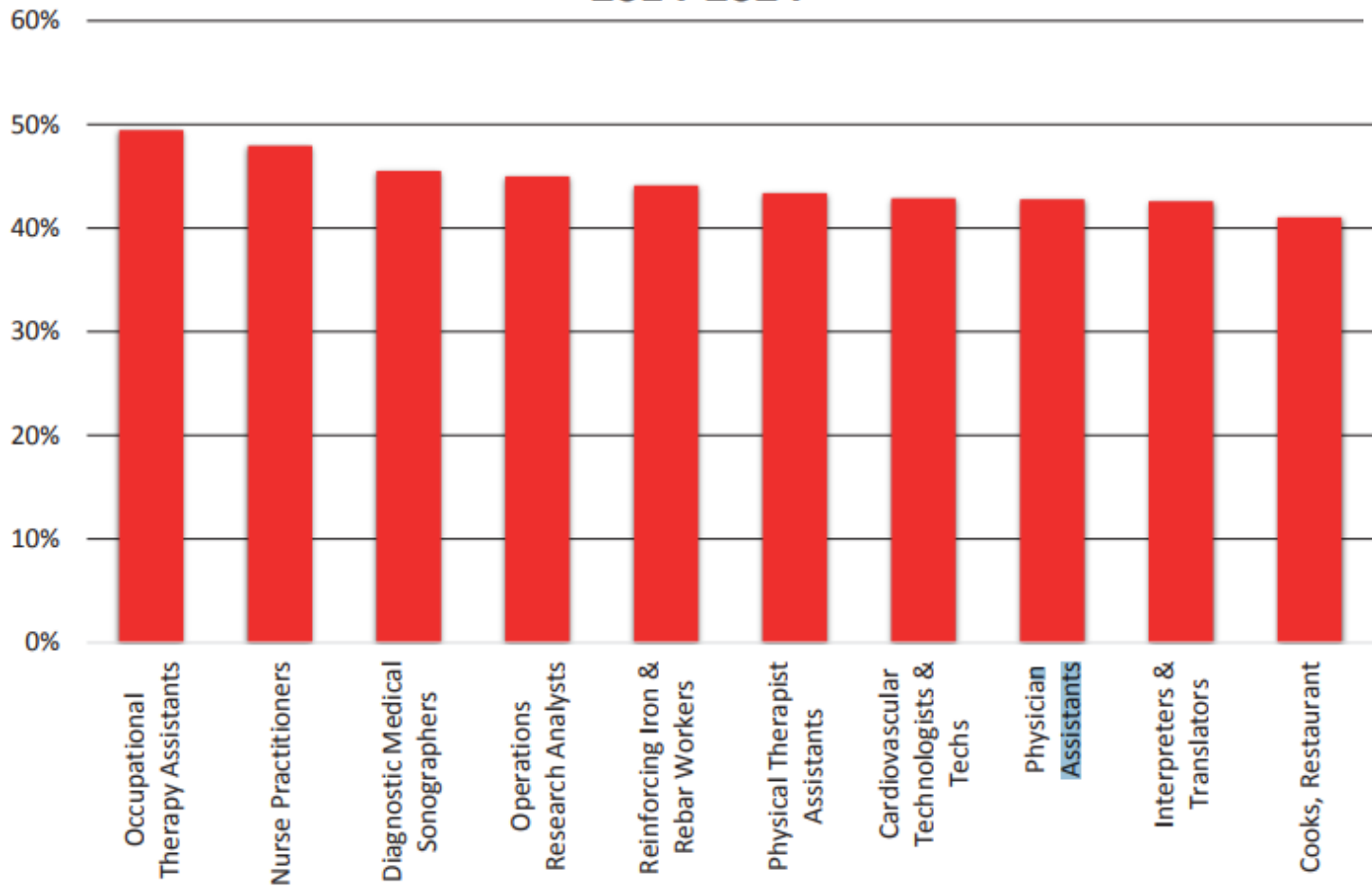


# Texas State Largest Associate Degree Occupations Ranked by 2014 Employment w/ 2015 Wages



# Fastest Growing Occupations 2014 – 2024 Texas State

## Fastest Growing Occupations 2014-2024



---

## 2. JOB POSTING DATA/ NUMBERS





# Help Wanted Online

(Based on Conference Board Information)

<http://www.texasindustryprofiles.com/apps/mHWOL/index.asp>

Monthly HWOL, provides real-time labor market information useful in tracking the extent and nature of employers' demand for labor by occupation, industry, and geography. Find the latest industry, and employment trends for jobs in the State of Texas.

- Explore Texas regional demand for labor
  - By occupation
  - By industry
  - By geography
- Find latest employment trends



# HWOL Home Page

**TEXAS WORKFORCE COMMISSION**

## Help Wanted Online

(Based on Conference Board Information)

**Occupation** **County** **WDA** **Map** **ESC**

- 11-0000 Management
- 13-0000 Business & Financial Operations
- 15-0000 Computer & Mathematical
- 17-0000 Architecture & Engineering
- 19-0000 Life, Physical & Social Science
- 21-0000 Community & Social Services
- 23-0000 Legal
- 25-0000 Education, Training & Library
- 27-0000 Art/Design/Entertain/Sport/Media
- 29-0000 Healthcare Practice & Technical
- 31-0000 Healthcare Support
- 33-0000 Protective Service
- 35-0000 Food Preparation & Serving
- 37-0000 Building & Grounds Clean/Maint
- 39-0000 Personal Care & Service
- 41-0000 Sales & Related
- 43-0000 Office & Administrative Support
- 45-0000 Farming, Fishing & Forestry
- 47-0000 Construction & Extraction
- 49-0000 Installation/Maintenance/Repair
- 51-0000 Production
- 53-0000 Transportation & Material Moving

- Postings Percent Change by Region Report
- Top Occupations by Help Wanted Postings for WDA
- Top Occupations by Help Wanted Postings for County
- Top Occupations by Help Wanted Postings for Education Service Center Regions

Generate Report

Clear All Choices

Select how you would like to search for job postings  
By occupation, by counties, by workforce area, by map, by ESC

[www.texasindustryprofiles.com/apps/mHWOL/index.asp](http://www.texasindustryprofiles.com/apps/mHWOL/index.asp)



# Workforce Development Area Search

**Help Wanted Online**  
(Based on Conference Board Information)

**Occupation** **County** **WDA** **Map** **ESC**

- Alamo
- Brazos Valley
- Cameron Co.
- Capital Area
- Central Texas
- Coastal Bend
- Concho Valley
- Dallas
- Deep East Texas
- East Texas
- Golden Crescent
- Gulf Coast
- Heart of Texas
- Lower Rio Grande Valley
- Middle Rio Grande
- North Central
- North East Texas
- North Texas
- Panhandle
- Permian Basin
- Rural Capital
- South East Texas
- South Plains
- South Texas
- Tarrant Co.
- Texoma
- Borderplex
- West Central

Select a  
single WDA  
to search.

# Run the Report

Begin Year: 2012 ▾    Begin Month: January ▾

End Year: 2012 ▾    End Month: January ▾

- Postings Percent Change by Region Report
- Top Occupations by Help Wanted Postings for WDA
- Top Occupations by Help Wanted Postings for County
- Top Occupations by Help Wanted Postings for Education Service Center Regions

Generate Report

Clear All Choices

Select the time frame  
you are interested in.

Years: 2012-2015  
Any month range you  
want.

These buttons will  
change depending on  
your search selections.

Then generate your  
report or clear your  
selections to start over.

# The Results

Top 25 job postings for all of 2014.

**Top 25 Occupations by Help Wanted Postings Between January 2016 and January 2017 for the Capital Area WDA**

Capital Area WDA

Rank	SOC	SOC Title	Postings
1	15-1132	Software Developers, Applications	19,822
2	29-1141	Registered Nurses	19,217
3	15-1199	Computer Occupations, All Other	15,580
4	15-1134	Web Developers	10,759
5	43-4051	Customer Service Representatives	9,383
6	15-1142	Network and Computer Systems Administrators	9,367
7	15-1121	Computer Systems Analysts	8,635
8	15-1151	Computer User Support Specialists	8,138
9	41-1011	First-Line Supervis./Managers of Retail Sales Work	7,373
10	11-2021	Marketing Managers	7,360
11	13-1111	Management Analysts	7,106
12	43-1011	First-Line Supervisors of Office and Administrative Support Workers	6,783
13	35-1012	First-Line Supervisors/Managers of Food Preparatio	6,428
14	41-2031	Retail Salespersons	6,314
15	13-2011	Accountants and Auditors	5,637
16	53-3032	Truck Drivers, Heavy and Tractor-Trailer	5,115
17	49-9071	Maintenance and Repair Workers, General	4,768
18	11-2022	Sales Managers	4,502
19	37-2012	Maids and Housekeeping Cleaners	4,123
20	43-6011	Executive Secretaries & Administrative Assistants	4,116
21	11-9111	Medical and Health Services Managers	3,749
22	41-3099	Sales Representatives, Services, All Other	3,732
23	41-4011	Sales Rep., Wholesale & Manufacturing, Technical & Scientific Products	3,627
24	15-1131	Computer Programmers	3,605
25	41-4012	Sales Rep., Wholesale & Manufacturing, Except Tech. & Scientific Products	3,409

Ranks jobs and provides SOC



---

# 3. EXPLORE CAREER OPTIONS



# TEXAS Career Check

<http://www.texascareercheck.com/>

A career assessment and education exploration tool that helps students explore career options in Texas: providing information on hundreds of job titles, pay information, and future projected jobs. Also explore national colleges

- Explore careers options
  - By endorsement
  - By career cluster
  - By hot jobs
  - By career interest assessment
- Explore colleges/universities
- Play a game - assessment



## Hot Jobs in the Capital Area Region

Occupational Title	Regional Annual Mean Salary (Starting & Experienced Wages)	Projected Annual Openings, TX
Registered Nurses	\$67,344	10,815
Software Developers, Applications	\$93,842	2,065
Computer Systems Analysts	\$83,056	2,635
General and Operations Managers	\$123,278	7,870
Accountants and Auditors	\$69,766	6,175
First-Line Supervisors of Office & Administrative Support Workers	\$64,465	4,125
Computer User Support Specialists	\$50,693	2,120
Sales Representatives, Services, All Others	\$64,483	1,140
Elementary School Teachers, Except Special Education	\$55,916	6,480
Lawyers	\$132,202	1,980
Market Research Analysts and Marketing Specialists	\$73,714	1,265
First-Line Supervisors of Food Preparation & Serving Workers	\$37,184	4,970
Sales Representatives, Except Technical and Scientific Products	\$65,164	4,815
Business Operations Specialists, All Others	77,431	Unavailable
Software Developers, Systems Software	\$106,212	1,250
Heavy & Tractor-Trailer Truck Drivers	\$40,654	7,085
Secondary School Teachers, Except Special and Career/Technical Education	\$55,341	4,875
First-Line Supervisors of Retail Sales Workers	\$48,233	5,095
Electricians	\$47,864	2,470
Network and Computer Systems Administrators	\$86,210	1,080
First-Line Supervisors of Construction Trades and Extraction Workers	\$66,481	1,890
Management Analysts	\$105,207	1,590
Sales Representative, Wholesale, Manufacturing, Technical, & Scientific Products	\$93,623	1,100
Human Resources Specialists	\$67,468	1,815
Plumbers, Pipefitters, and Steamfitters	\$49,136	1,425







HOME

EXPLORE CAREERS

EXPLORE EDUCATION

#Occupation Trends = Hot Jobs

- Occupation Information
- Occupation Trends
- Military Occupations
- Compare Occupations
- Interest Profiler
- Pop-a-Job

*What's New?*  
**High School Graduation Plan**  
**Pop a Job!**

Brought to you by:  
**Texas Workforce Commission**



**EXPLORE**

**EXPLORE**



CAREERS

EDUCATION



# TEXAS

---

## Reality Check

<http://www.texasrealitycheck.com/>

Will your dream job pay for the life you want? Align annual salary needs with certain lifestyle choices and provides occupational titles that exceed that need

- Great for \$\$-motivated students
- Great for undecided students
- Career exploration
- Lifestyle options lead exploration



## Total Expenses

We've added up your monthly expenses to figure out the annual cost, and added the amount you'll need to pay in income taxes each year to determine the minimum annual salary for the lifestyle you selected.

Category	Amount
Housing	\$948
Utilities	\$243
Food	\$450
Transportation	\$808
Clothing	\$225
Health Care	\$190
Personal Care	\$400
Entertainment	\$150
Miscellaneous	\$300
Student Loan Debt	\$441
Family	\$0
Savings	\$291
<b>Total Montly Expenses</b>	<b>\$4,446</b>
Annual Expenses	\$53,352
Income Tax (25% of Annual Expenses)	\$13,338
<b>Annual Salary Needed</b>	<b>\$66,690</b>



### Your Reality Check

Life in **Houston** will require a minimum salary of **\$66,690**.

### Can you afford that?

You know the numbers, now it's time to learn about Occupations that earn enough for your desired lifestyle.

Explore Occupations



---

## 4. OBTAIN COLLEGE OUTCOME & WAGE DATA

# Texas CREWS

[www.thecb.state.tx.us/apps/txcrews](http://www.thecb.state.tx.us/apps/txcrews)

Want the best return on your investment? Evaluate programs and schools on the basics of outcome data, such as graduation rates, student loan debt levels, and wage earnings

- Comparative information
- Evaluate 2-year & 4-year Texas public post secondary schools
  - Graduation rates
  - Student loan debt
  - Wage earnings





## CREWS

Texas Consumer Resource for Education and Workforce Statistics

The Texas Consumer Resource for Education and Workforce Statistics (Texas CREWS) is an interactive dashboard tool providing comparative information about Texas public 2-year and 4-year postsecondary institutions. By evaluating programs and institutions on the basis of resultant wages and student loan levels, Texas CREWS will allow parents and students to make informed decisions about college and get the best return on their educational investment.



**GET STARTED**



Click to get started, then use the dropdown menus to search by program/major, institution, or by the occupation field of interest.



---

AutoCoder

# 5. EXPAND CAREER KNOWLEDGE

O\*NET-SOC  
v10.1 with MOC xwalk

# AutoCoder™

Uniquely tuned for Texas



<http://autocoder.lmci.state.tx.us:8080/jc/onetmatch>

Enter any job title or job description and we will provide you the best match among the hundreds of Standard Occupation Classification (SOC) codes. Find wages, projections, job postings on WorkinTexas.com, and much more.

- Enter job title, description for best

matches:

- Find best match among SOC codes

- Find wages, projections, and job

postings on WorkinTexas.com






# AutoCoder Main Page

Home TWC LMCI FAQ About O\*NET-SOC AutoCoder™ Feedback

O\*NET-SOC v10.1 with MOC xwalk **AutoCoder™** Uniquely tuned for Texas



### Thematic™ Search

**Job Title**

**Job Description**

Set Supplementary Inputs

Only two search options

[view all match results](#) [Printable Report](#)





# O\*NET-SOC AutoCoder™

Uniquely tuned for Texas

## Matching Words and Phrases

Text	Frequency	Score
animals	1	58.3
care	1	41.7

## Search Inputs

**Job Description:** Person who takes care of animals

## Occupational Data


**Occupation:** 29-2056 - Veterinary Technologists and Technicians

**Description:** Perform medical tests in a laboratory environment for use in the treatment and diagnosis of diseases in animals. Prepare vaccines and serums for prevention of diseases. Prepare tissue samples, take blood samples, and execute laboratory tests, such as urinalysis and blood counts. Clean and sterilize instruments and materials and maintain equipment and machines. May assist a veterinarian during surgery.

### Lay Titles:

- |  |   |
|--|---|
| Anesthesia Veterinary Technician                       | Animal Health Technician                |
| Animal Technician                                      | Bird Rehabilitator                      |
| Certified Veterinary Technician (CVT)                  | Clinical Laboratory Scientist           |
| Clinical Researcher                                    | Emergency Veterinary Technician         |
| Intensive Care Unit Veterinary Technician              | Internal Medicine Veterinary Technician |
| Laboratory Technologist                                | Licensed Veterinary Technician (LVT)    |
| Medical Technologist                                   | Registered Veterinary Technician (RVT)  |
| Surgery Technician (Surgery Tech)                      | Veterinarian Technician                 |
| Veterinary Assistant                                   | Veterinary Lab Tech                     |
| Veterinary Laboratory Technician (Veterinary Lab Tech) | Veterinary Nurse                        |
| Veterinary Surgery Technician                          | Veterinary Surgery Technologist         |

Discover your many options!



The information you learn here can lead your research in our other products!

---

## 6. ADDITIONAL RESOURCES

# ***Texas Wages***

## ***and Employment Projections***

<http://www.texaswages.com>

For data on typical wages for more than 650 occupations in your workforce development area region (sort by mean wages, median wages, typical entry-level wages, typical experienced-level wages)

- Explore data on wages:
  - By mean
  - By median
  - By typical entry-level
  - By typical experienced-level
- Texas Employment Projections





# Texas OnCourse

A Tri-Agency Initiative

---

[texasoncourse.org/](https://texasoncourse.org/)

- Initiative to bolster postsecondary and career advising to students
- Two Key Audiences:
  - Students and families
  - Counselors, advisors, and educators
- Online hub of resources
  - Online training for counselors and advisers
  - Interactive resources for students and families
  - Data visualization tools



# LMCI Career Hotline

- 1-800-822-PLAN (7526)
- 24/7 automated line
- Get career or college information
  - 3 careers
  - 3 colleges/universities
  - Can call more than once
  - Anyone can call
- Counselor Packets Available For Counselors

