



2020 HOT JOBS

**THESE JOBS ARE "HOT"
BECAUSE:**



**10% or more growth
over 10 years**



**20 or more current
job openings**



**\$12.31 or more per hour
entry wage**



2020 HOT JOBS


THESE JOBS ARE "HOT" BECAUSE:

- 10% or more growth over 10 years
- 20 or more current job openings
- \$12.31 or more per hour entry wage



Occupational Title	Growth Forecast 10 yrs.	Entry Wages Year 2018	Experience Wages Year 2018
COMPUTER INFORMATION SYSTEMS			
Software Developers, Applications	37.3%	\$29.46	\$55.24
Computer Systems Analysts	13.3%	\$25.84	\$49.09
Network and Computer Systems Administrators	13.2%	\$24.38	\$38.66
Database Administrators	30.5%	\$19.56	\$44.22
Computer Network Support Specialists	17.8%	\$18.67	\$29.61
Computer User Support Specialists	17.5%	\$11.46	\$22.09
CONSTRUCTION			
Construction Managers	13.9%	\$24.30	\$46.45
Civil Engineers	13.7%	\$20.84	\$43.05
Property, Real Estate & Community Associate Manager	13.4%	\$16.50	\$34.67
Security and Fire Alarm Systems Installers	24.8%	\$16.04	\$24.49
Construction and Building Inspectors	16.0%	\$15.09	\$26.65
Civil Engineering Technicians	12.8%	\$14.59	\$24.02
Electricians	11.8%	\$13.27	\$21.86
Heating, Air Conditioning, and Refrigeration Mechanics and Installers	18.1%	\$13.11	\$21.59
* Plumbers, Pipefitters, and Steamfitters	18.0%	\$13.07	\$23.05
* Cement Masons and Concrete Finishers	13.2%	\$12.93	\$15.86
CULINARY			
Chefs and Head Cooks	21.3%	\$16.58	\$28.99
DEFENSE			
Detectives and Criminal Investigators	10.9%	\$30.15	\$44.90
Police and Sheriff's Patrol Officers	17.1%	\$20.71	\$33.35
Firefighters	16.6%	\$15.46	\$25.28
* Police, Fire, and Ambulance Dispatchers	19.4%	\$13.47	\$19.63

- Hottest Occupations - Top Wage Quartiles and/or (STEM) Advanced Industries
- * New Hot Jobs for 2020



Occupational Title	Growth Forecast 10 yrs.	Entry Wages Year 2018	Experience Wages Year 2018
EDUCATION			
🔥 Kindergarten Teachers, Except Special Education	16.5%	\$28.61	\$37.64
🔥 Secondary School Teachers, Except Special and Career/Technical Education	16.7%	\$23.00	\$35.61
🔥 Elementary School Teachers, Except Special Education	16.5%	\$22.60	\$34.82
🔥 Special Education Teachers, Secondary School	16.0%	\$22.17	\$33.20
🔥 Middle School Teachers, Except Special and Career/Technical Education	16.7%	\$22.06	\$33.78
🔥 Librarians	16.0%	\$21.45	\$35.69
🔥 Special Education Teachers, Kindergarten and Elementary School	16.1%	\$21.18	\$32.55
🔥 Educational, Guidance, School, and Vocational Counselors	17.1%	\$19.90	\$36.25
🔥 Vocational Education Teachers, Postsecondary	10.5%	\$16.90	\$36.01
FINANCE			
🔥 Compliance Officers	11.4%	\$23.25	\$41.65
🔥 Financial Analysts	18.3%	\$22.10	\$36.92
🔥 Accountants and Auditors	16.7%	\$20.17	\$35.03
🔥 Loan Officers	19.2%	\$16.86	\$40.96
🔥 Cost Estimators	13.3%	\$13.14	\$33.66
🔥 Personal Financial Advisors	20.5%	\$12.96	\$76.29
Insurance Sales Agents	22.8%	\$12.74	\$28.09
HUMAN RESOURCES			
🔥 Human Resources Specialists	13.9%	\$15.99	\$31.61
🔥 Training and Development Specialists	21.2%	\$12.58	\$31.26
INDUSTRIAL MANUFACTURING			
First-Line Supervisors of Mechanics, Installers, and Repairers	15.5%	\$18.08	\$32.66
Industrial Machinery Mechanics	13.9%	\$13.77	\$24.02
Maintenance Workers, Machinery	10.8%	\$12.29	\$20.25
Machinists	13.6%	\$11.73	\$21.88
Bus & Truck Mechanics & Diesel Engine Specialists	19.2%	\$10.56	\$21.86



For more information
on employment:
borderplexjobs.com

To learn about
in-demand careers visit:
howtopickacareer.com



























Occupational Title	Growth Forecast 10 yrs.	Entry Wages Year 2018	Experience Wages Year 2018
MARKETING			
🔥 Public Relations Specialists	17.5%	\$11.40	\$27.13
MEDICAL AND HEALTH			
🔥 Occupational Therapists	31.6%	\$31.29	\$49.62
🔥 Speech-Language Pathologists	25.8%	\$27.18	\$42.21
🔥 Registered Nurses	21.7%	\$26.22	\$37.54
🔥 Dental Hygienists	25.9%	\$23.83	\$32.46
🔥 Respiratory Therapists	26.5%	\$21.80	\$28.04
🔥 Licensed Practical and Licensed Vocational Nurses	19.8%	\$19.18	\$24.49
🔥 Radiologic Technologists	15.6%	\$18.50	\$31.96
🔥 Rehabilitation Counselors	12.2%	\$16.38	\$25.80
🔥 Surgical Technologists	12.8%	\$15.78	\$25.81
Physical Therapist Assistants	34.9%	\$15.07	\$37.63
*🔥 Healthcare Social Workers	27.4%	\$14.61	\$27.76
🔥 Mental Health Counselors	25.3%	\$13.87	\$21.33
🔥 Medical and Clinical Laboratory Technicians	18.8%	\$13.73	\$26.79
🔥 Medical and Clinical Laboratory Technologists	22.3%	\$13.73	\$26.79
*🔥 Medical Records and Health Information Technicians	15.5%	\$12.83	\$23.52
🔥 Child, Family, and School Social Workers	18.9%	\$12.75	\$26.13
🔥 Pharmacy Technicians	19.5%	\$12.66	\$17.54
*🔥 Phlebotomists	39.9%	\$11.80	\$16.60
TRANSPORTATION AND LOGISTICS			
🔥 Logisticians	10.5%	\$21.48	\$40.60
Cargo and Freight Agents	16.2%	\$15.26	\$28.28
Bus Drivers, Transit and Intercity	17.4%	\$12.80	\$18.31
Heavy and Tractor-Trailer Truck Drivers (HEO-CDL Combo)	18.3%	\$12.80	\$26.30
🔥 General and Operations Managers	15.5%	\$21.75	\$64.32
🔥 Management Analysts	16.7%	\$24.13	\$43.40



COOLING JOBS

Occupations that have
a projection of diminishing
growth over the
next ten years

**CONSIDER REDIRECTING
INTO HOT JOBS**

Occupational Title	Growth Forecast 10 yrs.	Entry Wages Year 2018	Experience Wages Year 2018
 Prepress Technician and Workers	-28.9%	\$9.85	\$17.19
 Switchboard Operators, Including Answering Service	-17.2%	\$8.71	\$12.42
 Data Entry Keyers	-16.0%	\$8.48	\$12.36
 Print Binding and Finishing Workers	-15.2%	\$9.44	\$15.55
 Secretaries & Administrative Assistants, Executive Secretaries, Legal Secretaries	-11.9%	\$27.40	\$46.94
 Radio and Television Announcers	-10.8%	\$11.59	\$31.41
 Sewing Machine Operators	-10.7%	\$8.34	\$9.60
 Floral Designers	-9.6%	\$8.39	\$11.71
 Travel Agents	-9.5%	\$11.61	\$18.29
 Cabinetmakers and Bench Carpenters	-9.2%	\$10.03	\$16.64
 Printing Press Operators	-9.1%	\$9.90	\$17.11
 Cutting, Punching & Press Machine Setters, Oper. & Tenders, Metal & Plastic	-8.1%	\$8.30	\$14.39
 Reporters and Correspondents	-7.3%	\$13.96	\$35.48
 Advertising Sales Agents	-7.2%	\$12.27	\$29.72
 Molding, Coremaking & Casting Machine Set., Oper. & Tend., Metal & Plastic	-6.3%	\$8.23	\$10.62
 File Clerks	-5.4%	\$10.95	\$17.00
 Electromechanical Equipment Assemblers	-5.2%	\$10.12	\$16.31
 Shoe and Leather Workers and Repairers	-4.7%	\$10.42	\$14.91
 Team Assemblers	-2.7%	\$8.22	\$12.24
 Broadcast Technicians	-2.3%	\$9.82	\$18.00
 Paper Goods Machine Setters, Operators, and Tenders	-2.3%	\$9.33	\$13.84
 Adult Basic and Secondary Education and Literacy Teachers and Instructors	-1.5%	\$21.13	\$33.57
 Grind., Lap., Polish. & Buff. Mach. Tool Set., Oper. & Tend., Met. & Plast.	-1.4%	\$10.06	\$17.66
 Office Machine Operators, Except Computer	-0.9%	\$9.64	\$15.42
 Woodworkers, All Other	-0.7%	\$8.05	\$15.94
 Tool and Die Makers	0.0%	\$15.72	\$24.60



Cooling Occupations - Growth Forecast is Decreasing



2020 HOT JOBS



To download the **HOT JOBS** list or find local eligible training providers, visit our website at borderplexjobs.com.

To speak with a Workforce Solutions Borderplex Career Navigator, contact us at (915) 887-2600.

LOCATIONS

Administrative Offices

300 East Main Street, Suite 800
El Paso, TX 79901

Downtown Center

1st Floor, Inside Main Library 501 North Oregon
El Paso, TX 79901

Horizon Center

13998 Horizon Blvd., Suite 110-120
Horizon City, TX 79928

North Loop Center

8825 North Loop, Suite 122
El Paso, Tx 79907

Job Link Site

6351 South Desert, Suite 127
El Paso, TX 79932

Presidio Center

701 East Market, Suite 6B
Presidio, TX 79845

Northeast Center

8941 Dyer Street
El Paso, TX 79904

Military Affiliated Satellite Center

Pershing Road Building 503B, Basement Room 2
Fort Bliss, TX 79906

Alpine Center

Ward Center Plaza, 710 East Holland, Suite 2
Alpine, TX 79830

(915) 887-2600

borderplexjobs.com

howtopickacareer.com



A PROUD PARTNER OF THE AMERICAN JOBS CENTER NETWORK

Equal Opportunity Employer/Program. Auxiliary aids and services are available upon request to individuals with disabilities. Relay Texas: 711 (Voice) or 1-800-735-2989 (TTY).

Funded by all or in part of, the Department of Labor/ETA WIOA Formula Grants and Wagner-Peyser; the Department of Health and Human Services TANF and Child Care Development Fund; and the Food and Nutrition Service SNAP Employment & Training. Igualdad de oportunidades de Empleo/Programas. Equipo auxiliar y servicios de apoyo están disponibles para personas con discapacidad al ser requeridos. Relay Texas: 711 (Voz) o 1-800-735-2989 (TTY).